

ADDA
Agricultural Development Denmark Asia
Nørrebrogade 52C, 2 tv.
2200 København N

Annual Report 2016

Contents

| | Page |
|------------------------------------|-------------|
| The Boards report | 1 |
| Independent Auditors report | 2 |
| Company data | 3 |
| The Boards annual review | 4 |
| Accounting policies | 17 |
| Profit and loss account | 18 |
| Balance sheet | 19 |
| Notes | 21 |
| Projects - accountants with Danida | 23 |
| Tanzania II | 26 |
| FIGNAHB | 29 |
| CISOM I | 31 |
| CISOM II | 33 |
| CEMI | 36 |
| COCIS | 40 |
| Contract Farming | 43 |
| MOAP (organic) | 46 |

The Boards report

The board has this date presented the annual report for 2016 for ADDA Agricultural Development Denmark Asia.

The annual accounts are prepared in accordance with generally accepted accounting principles.


We regard the chosen practise of accounting for appropriate, and regard that the annual report shows a correct picture of the organizations assets and obligations, financial statement and annual results of december 31, 2016 and of the result of the organisations aactivities for the period January 1 - December 31, 2016.

The has been no collections during the year covered by "Lov om indsamling".

The annual report is recommended for the General Assembly's approval.

Rønde, May 22 nd., 2017

Signment of the Board of ADDA



Søren T. Jørgensen
Chairman



Torben Huus Bruun


Helge Brunse


Bodil Pallesen


Ove Gejl Christensen
Vicechairman


Michael Jönsson


Poul Nørgaard

INDEPENDENT AUDITOR'S REPORTS

To the members of ADDA

Opinion

We have audited the financial statements of Agricultural Development Denmark Asia (ADDA) for the financial year 1 January 2016 to 31 December 2016, which comprise in-come statement, balance sheet, statement of changes in equity and notes, including summary of significant accounting policies. The financial statements are prepared under good accounting practice.

In our opinion, the financial statements give a true and fair view of the financial position of the company at 31 December 2016, and of the results of the company operations for the financial year 1 January 2016 to 31 December 2016 in accordance with good accounting practice.

Basis for Opinion

We conducted our audit in accordance with International Standards on Auditing and the additional requirements applicable in Denmark. Our responsibilities under those standards and requirements are further described in the "Auditor's responsibilities for the audit of the financial statements" section of our report. We are independent of the company in accordance with the International Ethics Standards Board for Accountants' Code of Ethics for Professional Accountants (IESBA Code) and the additional requirements applicable in Denmark, and we have fulfilled our other ethical responsibilities in accordance with these requirements. We believe that the audit evidence we have obtained is sufficient and appropriate to provide a basis for our opinion.

Management's responsibilities for the financial statements

Management is responsible for the preparation of financial statements that give a true and fair view in accordance with good accounting practise, and for such internal control as management determines is necessary to enable the preparation of financial statements and that are free from material misstatement, whether due to fraud or error.

In preparing the financial statements, management is responsible for assessing the company's ability to continue as a going concern, disclosing, as applicable, matters related to going concern and using the going concern basis of accounting in preparing the financial statements unless management either intends to liquidate the company or to cease operations, or has no realistic alternative but to do so.

Auditor's responsibilities for the audit of the financial statements

Our objectives are to obtain reasonable assurance about whether the financial statements as a whole are free from material misstatement, whether due to fraud or error, and to issue an auditor's report that includes our opinion. Reasonable assurance is a high level of assurance, but is not a guarantee that an audit conducted in accordance with International Standards on Auditing and the additional requirements applicable in Denmark will always detect a material misstatement when it exists. Misstatements can arise from fraud or error and are considered material if, individually or in the aggregate, they could reasonably be expected to influence the economic decisions of users taken on the basis of these financial statements.

As part of an audit conducted in accordance with International Standards on Auditing and the additional requirements applicable in Denmark, we exercise professional judgment and maintain professional skepticism throughout the audit. We also:

- Identify and assess the risks of material misstatement of the financial statements, whether due to fraud or error, design and perform audit procedures responsive to those risks, and obtain audit evidence that is sufficient and appropriate to provide a basis for our opinion. The risk of not detecting a material misstatement resulting from fraud is higher than for one resulting from error as fraud may involve collusion, forgery, intentional omissions, misrepresentations, or the override of internal control.

- Obtain an understanding of internal control relevant to the audit in order to design audit procedures that are appropriate in the circumstances, but not for the purpose of expressing an opinion on the effectiveness of the company's internal control.
- Evaluate the appropriateness of accounting policies used and the reasonableness of accounting estimates and related disclosures made by management.
- Conclude on the appropriateness of management's use of the going concern basis of accounting in preparing the financial statements and, based on the audit evidence obtained, whether a material uncertainty exists related to events or conditions that may cast significant doubt on the company's ability to continue as a going concern. If we conclude that a material uncertainty exists, we are required to draw attention in our auditor's report to the related disclosures in the financial statements or, if such disclosures are inadequate, to modify our opinion. Our conclusions are based on the audit evidence obtained up to the date of our auditor's report. However, future events or conditions may cause the company to cease to continue as a going concern.
- Evaluate the overall presentation, structure and contents of the financial statements, including the disclosures, and whether the financial statements represent the underlying transactions and events in a manner that gives a true and fair view.

We communicate with those charged with governance regarding, among other matters, the planned scope and timing of the audit and significant audit findings, including any significant deficiencies in internal control that we identify during our audit.

Aarhus, May 22nd., 2017
Bejerholm Statsautoriseret Revisionspartnerselskab



Jesper Birn
state-authorized public accountant

The board's report – 2016

Introduction

ADDA has been active for almost 25 years with a very high level of activities and a broad organization representing the Danish resource base of agricultural experts and volunteers. ADDA has in 2016 received funding in total of approximately 5 million DKK. In 2016 we had 9 projects in three countries, Cambodia, Vietnam and Tanzania. Projects are being implemented by local partners, and to advise on the implementation, we have around 30 local ADDA employees and 3 international ADDA coordinators. The high number of activities requires a lot of coordination and ADDA Board held a total of 4 meetings in 2016. At the office in Denmark we have had 2 secretariat staff. We have also in 2016 received funding from "Tips funds" for the general administration in Denmark and CISU-funding from the Information Pool

Information activities

Information work continued well 2016, where there has been a special focus on a project with schools and workshops about development work. Tove Bang is responsible for the information work and has been employed by ADDA since November 2014.

ADDA's website had a complete overhaul in 2015. ADDA's website, www.adda.dk has got a brand new platform, and the new web-site has identical sites in Danish and English. Our website remains our primary medium for communicating with interested parties.

Facebook have become increasing communicating platform for ADDA with 49,859 likes up to this date, and is maintained with new posts often. We use facebook to extend our social interaction with the followers and keep on trying to get hold on new readers of facebook as well as www.adda.dk and our newsletters. In 2016 we have published 6 electronic newsletters and the newsletter has 250 subscribers at this day.

ADDA has created a number of new videos together with the partners in Cambodia, Vietnam and Tanzania. At ADDA-website we have uploaded a range of new videos from the projects also

ADDA Workshops about Cambodia: In end April and beginning of May 2016, 3 workshops were held at Danish Folk-highschools on the topic: 'Women Farmers and Self-help Groups in Cambodia'. The 3 folk-highschools were Silkeborg, Rønne and Brenderup, facilitated by Mrs. Yun Sinang, ADDA's project manager of the CISOM- project and Mr. Ouk Kimleng, lawyer in cooperation with Bodil Pallesen, Tove Bang and Helge Brunse. CISU supported the travel cost through an "Information funding".

The purpose of the workshops was to disseminate the good and long experience ADDA has with poverty alleviation in vulnerable areas in Cambodia based on agriculture. In recent years, ADDA's training of poor farmers, most of whom are women, in the so-called Farmer Field Schools also led to the development of training in advocacy, as it is stated in the project language. Training in advocacy concerns the development of language skills, negotiation techniques and knowledge of legal civil rights by Cambodian law. ADDA always work closely with local organizations (READA, RCEDO, CIDO and KBA) and these have helped self-help groups to reach the local officials to present their common needs. This has in protracted negotiation processes very often led to an improvement of the farmers' conditions. The cases can be about obtaining title deeds to land belonging to farmers, reasonable compensation for land, support for the construction of roads, bridges, public water collection systems in the villages, equal access to schools and public drinking water supplies in the villages. Besides the training ADDA has also contributed with funds from ADDA collections in Denmark for building materials.

At the high schools, we were very well received by about 100 enthusiastic students and teachers. First, students were given a brief introduction to ADDA's working methods and projects presented by Country Manager for Cambodia, Bodil Pallesen and in Funen by Helge Brunse, previous Project

During 2016 ADDA's board members have informed about our activities through several events and presentations at different places in Denmark, such as Rotary Højbjerg among others. Furthermore, we have invited a number of delegations and welcomed them both here in Denmark and when they visited our projects both in Cambodia, Tanzania and Vietnam.

Donations: In addition with our News and Views number 32 ADDA carried out a successful Christmas campaign to collect contributions for rice-banks and wells for self-help groups in Cambodia and Vietnam. More than 100 persons contributed with 92500 DKK, mainly from donated by members of ADDA, but also the Roskilde Foundation has tributed. The donations go 100 % to Cambodia and Vietnam.

News and views: In 2016 we published a News & Views 31 and a News & Views 32. The secretariat participated on the World's Best News' day in Roende, Jutland, in September 2016.

Members

The number of members is stable around 450. ADDA would like to have more members, but this has proven very difficult. On Facebook ADDA's profile have now 49,859 "LIKES", which we are very proud of. Every post is engaged by more than 1,000 people, so many people around the world have got information about our work and positive impact.

Cambodia

COCIS (2014-2017 - postponed termination May 2017) – "Empowerment of Civil Societies Cooperative and Civil society development project in Siem Reap Province" was approved by CISU in 13 November 2013 and officially started from 1st of January 2014.

The **CISUP** project "Empowerment of civil society advocating for the rights of the urban poor in Siem Reap (CISUP)" funded by the EU - was launched in May 2014 and activities are implemented in collaboration with Legal Aid of Cambodia (LAC). CISUP terminated by July 2016.

The **CISOM** project "Empowerment of Civil Societies in Oddar Meanchey Province", phase 2 was applied for in September 2015, and approved by CISU in December 2015. CISOM phase 1 terminated in February 2016 and phase 2 started by March 2016.

All together three projects have been implemented by ADDA and partners in Cambodia during 2016. Two projects, COCIS and CISUP) are targeting rural and urban areas of Siem Reap province while one project (CISOM) is implemented by 3 partners in Oddar Meanchey province and in cooperation with Cambodian NGO READA. READA is partner NGO for COCIS as well. In Oddar Meanchey ADDA cooperate with 3 local NGOs: KBA, RCEDO and CIDO.

MoU extension with Ministry of Foreign Affairs was extended for another 3 years from April 2014 to March 2017 and MoU with Ministry of Agriculture, Forestry and Fisheries (MAFF) for CISOM and COCIS project is in the process at MAFF. The CISU team conducted a mid-term review for CISOM

Kjeld Vodder Nielsen is coordinator (part time) for the projects in Cambodia. Bodil Pallesen is country leader for Cambodia.

Cisom - Empowerment of Civil Society in Oddar Menchey, Cambodia

CISOM I (2013- February 2016) - Empowerment of Civil Societies in Oddar Meanchey Province was approved by CISU in December 2012 and was officially started from January 2013. The cooperation agreements with all four partners have been signed and annual work plans and budgets have been developed. Local partner staff has been trained on financial and administrative procedures including the Quick Book program. All financial and administrative mechanisms have been set up and are operating smoothly.

CISOM II (2016-2019) - Empowerment of Civil Societies in Oddar Meanchey Province was approved by CISU in December 2015 and was officially started 1st of March 2016. The cooperation agreements with all partners have been signed and annual work plans and budgets have been

* On 24 February 2016, Opening Workshop for CISOM-II were conducted in combination with the closing Final Workshop for CISOM-I. Total participants are 240 people (171 female). The workshop was attended by Provincial Deputy Governor, Provincial Councils, Officials from Cabinet of Governor, Advisor of NCDD, Acting Director of Provincial Department of Agriculture, Deputy Director of Provincial Department of Women Affairs, Director of Provincial Department of Health, Provincial Department of Water, District Governors, District Agriculture, Commune Chiefs, Village Chiefs, Community Professional, SHG Committee Leaders, NGOs Network at Oddar Meanchey and representatives from ADDA/READA and NGO Partners.

* Training of Trainers (ToT) on Legal Advocacy and Agricultural Cooperative Management was conducted from 27 June to 01 July 2016. 44 trainees attended the training including 22 Community Professionals and staff from the Provincial Agriculture Department and Provincial Women's Affairs Department. TOT was successfully implemented according to evaluations by staff, partners and local authorities. Additionally, all participants are confident and have better understanding on the process of establishing and managing Agricultural Cooperatives and their advocacy work to promote human rights and rights to land in their target areas.

* 16 new target villages have been reviewed and selected to fulfil the criteria selection for conducting 9 FFS. Additionally, 11 existing SHGs in these 16 new target villages are also strengthened and supported by the CISOM-II. Totally, CISOM-II is covering up to 82 villages, 14 communes 5 districts in the whole province. Hence, 9 prospective Farmer Field Schools are identified for conducting in 8 new villages. As the result, 7 FFS have been conducting which consist of total 209 participants (179 females). In this quarter, these 7 FFS have been completed successfully and NGO Partners conducted 6 field days for these 7 FFS which 358 participants (238 females) joined the events.

* A baseline survey was conducted covering the 16 new village target areas. The data analysis and a report are in the process of developing. While conducting the baseline survey, CISOM-II also review the beneficiaries based on the lists of ID Poor1 & Poor2. As the result, the list of ID Poor has been updated and it is in the processed of entering data for baseline survey.

* 98 SHGs (80 SHG in CIOSM-I and 7 new SHG and 11 additional existing SHGs formed by others) consists of total of 2,364 members (1,908 females). All SHGs have been strengthening on SHG management, book keeping system and running small business for SHG income generation. The total capital of the 98 SHG is 139,115 USD. In this quarter, it is noticed that 66 % of total SHG members have established/improved their home gardens while 44 % of SHG members have sold their vegetables. They can earn the income up to 70,955 USD totally from the beginning of the project. Additionally, 87 % of the SHG members have been raising chicken while 37% of family among 87% have sold their chicken. They have earned an income up to 30,285 USD in this quarterly. Furthermore, 60 % of family among 87% have a small production of egg for hatching, consumption

* With the support from local authorities and the effort of local NGO partners, an exceptional participation of villagers during information meetings, 793 people (558 females) voluntarily gathered and formed 7 ACs. 960 shares have been bought which is equal to 12,638 USD capital. The capital will be used for business purposes and the benefits of the members. Loans will be proposed to the members with lower interest rates than those offered by private micro finance companies. Another great result is that two plots of land will be granted by local government to 2 ACs once they have submitted their official applications. These two plots of land will be used to build offices for two ACs.

* We work closely with the local authorities and project NGO Partners, particularly village chief, commune councils and CPs of CISOM Project to approach the people by family to family. As the result, we could build trust from the farmers and they are happy to join our project and commit to boost their ACs. Furthermore, the District Council does not only support our Project by offering the motivational speech to our project staff and farmers, but he also expressed his satisfaction to our project by buying 4 shares in these two ACs.

* Advocacy is one of the strategies for CISOM-II and it is done regularly through training of NGO Partners and beneficiaries and putting the theories into real practices through public forum, case intervention, case consultation, CIP and meeting with Commune Council and local authorities. Additionally, the farmers from our SHGs were facilitated to join 13 public forums. Approximately 1,524 (966 female) participants joined the forums. Additionally, one land case was closed successfully while another land case involving 130 families was settled. 97 families accepted the solution and the remaining families still claim more compensation. Other 3 land cases are still in the processes. The total beneficiaries of the 5 land cases are 1276 families (703 female). 9 priority needs (5 roads, kindergarten school, pond, electric system installation and sewage installation from the villagers were responded by the authorities through CIP. The respond could benefit up to 5221 families (3160 female). In this quarter, 65 training courses including CIP villages meetings have been conducted with 3,001 participants (1,867 females) to discuss about their priority needs and raise their proposal to be incorporated into Commune Investment Plan seeking support from the government. Additionally, NGO Partners were invited to participate in District Integrated Workshop.

* Focus trainings were offered to 100 SHGs which consists of 3,735 (2,481 female) participants. The training focused on agricultural techniques (rice and cassava), small businesses, legal rights, women and children's rights, land rights and advocacy, CIP process. In term of CIP, after the training, the villagers actively follow up the progress of their proposals at commune level.

* Furthermore, in respond to the gender promotion in CISOM-II, the gender road map has been established to ensure that most women can benefit from the project.

* Additionally, the financial training and coaching had been conducted for the purposes of reflection on the findings and recommendations from external auditor and action plan, refresh some finance and accounting procedures, global budget and report, refresh on internal control/checklist, refresh on asset and administration management, refresh on Quick book. Furthermore, directors, accountants and other project staff of the implementing NGO partners have been trained on the CISOM-II concept and strategy of the project implementation.

COSIS: Cooperative and Civil society development project (2014-2017-)

The Cooperative and Civil Society Development Project (COCIS) was approved by CISU in December 2013 and was officially started from January 2014. The cooperation agreements with the implementing partner READA has been signed and annual work plans and budgets have been developed. All financial and administrative mechanisms have been set up and are operating smoothly. Annual, quarterly and monthly work plans including working procedures were scrutinised; short and long-term budget planning including monthly follow-up reports has been developed. Efficient planning and follow-up is in operation.

In the third year, 9 ACs held their Annual General Assembly during the first quarter of 2016 presenting and informing their members on progress, work plans, opportunities and challenges. The annual economic report was discussed and approved. Representatives from the Provincial Department of Agriculture, The District Governor's Office and Commune Councils were invited and they attended the event

* After the annual general assembly, 228 new AC members (27%) registered and number of shares increased by 64% (1231). The total capital invested for 10 ACs in 2015 was 46,643.68 USD after the Annual General Assembly the capital increased up to 113,312.28 USD including loan of 60,579.48USD and net profit of 11,597.28 USD (64% of expected profit). And up to date there are 1,078 members including 887 females and 3,150 shares, total capital is 164,325.25USD and 10 ACs have received loans from MFI-IDEMITSU of 117,325.25 USD to invest their business.

* The cooperative Rolous Meanchey Raksmeay Satreay Angkor, Prasat Bakong District decided to use 20% of the total profit to increase their AC capital, while 80 % of the profit was distributed to members according to their shares. A return equivalent to 1.65 \$ per share (12.5%) was distributed. The cooperative comprise of 503 shares and 94 members in 2015 while the number of shares has increased to 783 (55.66%) and number of members increased to 129/113F (37.23%) members after the Annual Assembly.

* The cooperative PrampY Raksmeay Satreay Samaki distributed a return of 2.5 \$ on each share. The cooperative comprise of 223 shares and 107 members in 2015 while the number of shares has increased to 250 (12%) and number of members increased to 116 /90 F (8%) members after the Annual Assembly.

* The cooperative Katreang Ballaing Raksmeay Satreay distributed a return of 5.97 \$ on each share. The cooperative comprise of 101 shares and 56 members in 2015 while the number of shares has increased to 238 (135.64%) and number of members increased to 83/67F (48.21%) members after the Annual Assembly.

* The cooperative Tani Samaki Meanchey Ruksmeay Satreay Angkor distributed a return of 4.25 \$ on each share. The cooperative comprise of 92 shares and 83 members in 2015 while the number of shares has increased to 203 (120.65%) and number of members increased to 103/83F (12 %) members after the Annual Assembly.

* The cooperative Prammouy Svaychek ROUNGROENG distributed a return of 2.75 \$ on each share. The cooperative comprise of 135 shares and 74 members in 2015 while the number of shares has increased to 198 (46.66%) and number of members increased to 83/53F (12.16%) members after the Annual Assembly.

* The cooperative Samraong Samaki Satreay Ruksmeay ROUNGROENG distributed a return of 2.4 \$ on each share. The cooperative comprise of 248 shares and 92 members in 2015 while the number of shares has increased to 500 (101.61%) and number of members increased to 121/105F (31.52%) members after the Annual Assembly.

* The cooperative Spean Thnout Meanchey Satreay Samaki distributed a return of 4.5 \$ on each share. The cooperative comprise of 170 shares and 108 members in 2015 while the number of shares has increased to 312 (83.52%) and number of members increased to 150/125F (38.88%)

*The cooperative Khum Khnart Samaki ROUNG ROENG distributed a return of 2.32 \$ on each share. The cooperative comprise of 100 shares and 55 members in 2015 while the number of shares has increased to 163 (63 %) and number of members increased to 71/57F (29.09%) members after the Annual Assembly.

* The cooperative Kouk Thlok kroum Meanchey Satreay Samaki distributed a return of 5 \$ on each share. The cooperative comprise of 94 shares and 69 members in 2015 while the number of shares has increased to 260 (176.59%) and number of members increased to 116/100F (68.11%) members after the Annual Assembly

Capacity of 86 AC committee members has improved significantly on administration, management, financial and business management. Board Director, Cashier, Supervisory Committee, and board members from 10 ACs have participated in an interesting reflection workshop on AC management and business management. The training on book keeping was provided to 40 committee members. A study tour on Agricultural Development in Surin Province, Thailand was organized and ACs leaders (and staff) gained a lot of experiences to solve the challenges they face in their ACs as well.

* In the quarter (Oct-Dec), 10 ACs committees and project staff have conducted meetings/campaigns with villagers 51 SHGs/51 villages in target areas and 29 villages out of target area. 1382/1141 people/villagers from 51 SHGs and 29 villages participated. AC's concepts, AC law, benefits of AC membership and results of their present AC were presented and trained. More SHG members and villagers have shown their interests and planned to register as AC members during AC annual Assembly. About 54% (750 people) of total participants have temporarily interested to becoming AC members.

* ADDA/READA have provided training on human rights, legal rights and advocacy to the villagers and SHGs in close collaboration with Legal Aid of Cambodia (LAC). Training sessions are planned and implemented to improve knowledge and capacity of poor villagers regarding their rights and opportunities to have an impact on local planning processes and decision-making – in other words to influence by pushing/lobbyism/advocacy. 169 SHG's members and villagers from 121 villages were trained on human rights and how to influence at local level. 5,877 villagers attended these training sessions, including 4,624 women, 69 commune chiefs and 101 key persons (Chief Village, Commune Council Development Committees). Commune Councils have attended relevant meetings in 32 SHGs. Participants have shown their interests and they have intensified dialogs and are increasingly influencing local authorities and other relevant stakeholders especially on public services provided by local authorities. Their interaction with local authorities is recognized as a valuable channel to get assistance for problem solving.

* 169 SHG members and villagers from 121 villages were trained on advocacy. This second cycle of training focus deeper on Economical Rights, Some Criminal Code Charters and Alternative Dispute Mechanisms. 5,741 people (4,564 women) and 77 commune chiefs and 99 key persons (village chiefs, village development committee members) participated in the trainings. Commune councils conducted meetings in 115 SHGs.

* 9 commune forums were organized and representatives from 73 SHGs (171/135F) participated and 220 issues were raised by SHGs to CCs to seek the solutions for issues such as price of public service, environment, pond digging at public land, land encroachment, problems in repaying the loan, hospital service, village security, etc. After the forum, commune council has intervened and some issues were included into CIP and some problems were solved directly, now there are 16 problems that have been solved/completed like land encroachment, pond digging on public land and the price of public service.

* READA staffs have conducted training on the development of CDP in 112 SHGs (1252/1186F). 37 SHGs have developed a project of construction: 25 ring wells, 1 community hall, 2 pond, 5 rice banks and road 1 canal and land issue. The project will benefit 1123 families or 5,463 people.



**លម្អិតអំពីសមាជិកប្រទេស, ដើមទុន, និងប្រាក់ចំណេញ ម្ចាស់១៤ ខែ
គម្រោង: ឆ្នាំ២០១៧ព័ត៌មានក្រុមប្រឹក្សាភិបាលUPDATE**

| No. | Name of AC | Total member | Total of Share | Total balance (\$) | Own Capital (\$) | Total Loan (\$) | Profit Jan - May 2016 (\$) | Profit last year ២០១៥ (\$) | Profit in GM Feb 2017 (\$) |
|-----|--------------------------|--------------|----------------|--------------------|------------------|-----------------|----------------------------|----------------------------|----------------------------|
| 1 | <u>7 Bakamey</u> | 116 | 250 | 16,457 | 8,172 | 8,000 | 284 | 1,092 | |
| 2 | <u>9 Neang Noun</u> | 131 | 283 | 15,392 | 9,077 | 5,154 | 1,160 | 533 | 4,632 |
| 3 | <u>Rolus Meanchey</u> | 128 | 783 | 37,567 | 12,079 | 21,264 | 4,224 | 1,530 | 11,841 |
| 4 | <u>Tani Samaki</u> | 127 | 321 | 15,194 | 3,440 | 11,375 | 379 | 1,030 | 4,120 |
| 5 | <u>Prammouy Svaychek</u> | 83 | 198 | 7,038 | 2,998 | 3,750 | 290 | 592 | 2,803 |
| 6 | <u>Samraong Samaki</u> | 157 | 644 | 17,162 | 7,473 | 9,000 | 689 | 1,578 | 4,049 |
| 7 | <u>Speanthnout</u> | 258 | 3,457 | 15,570 | 5,099 | 9,000 | 1,471 | 1,766 | 4,146 |
| 8 | <u>Kantrung Balang</u> | 218 | 908 | 21,287 | 3,829 | 17,097 | 361 | 1,252 | 4,411 |
| 9 | <u>Khum Khnart</u> | 86 | 229 | 12,166 | 2,686 | 9,000 | 479 | 618 | 2,473 |
| 10 | <u>Kouk Thlok kroum</u> | 116 | 260 | 19,905 | 4,460 | 15,000 | 445 | 1,516 | 6792 |
| | Total | 1,412 | 7,333 | 177,736 | 59,313 | 108,641 | 9,782 | 11,507 | 45,267 |

CISUP: Empowerment of Cicil Society advocating for the rights of the urbar poor in Siem Reap

CISUP is supported by EU commission. The project started on 1st of May 2014 and was official launched on 24th June. The vice provincial governor, deputy governor of the municipality, local authorities (village and sangkat chiefs) and NGOs participated (Total 91 participants).

Annual budgets and activity plans have been drafted and agreed between partners, as well as discussed and acknowledged by staff. The partners have agreed to be strict in relation to activity and budget planning and to establish a careful activity and budget follow-up.

CISUP and LAC partner staff work part time for CISUP activities, including initial assessment related to land status and issues. Staff announcement for CISUP was announced in August 2014. Qualified candidates have been recruited for all positions, 3 Community Development Facilitators (CDFs) have been appointed (former INFOSE staff). One lawyer and lawyer assistant of LAC were recruited.

ADDA-CISUP staff and LAC partner staff have elaborated detailed quarterly plans. A soft skill training needs assessment (TNA) among SHGs was conducted and the CDF team is preparing training plans and methodology according to the results of the TNA. LAC conducted two sessions for SHG member on land right issues and they will continue to train other SHGs during the next quarters.

Outputs:

SO1 Indicator 1: 2,000 persons improved knowledge about land rights and advocacy capacity

* 2,473 (persons x session) benefited from awareness trainings related to land rights; comparison between pre and post tests showed a significant improvement in knowledge: only 28% of participants succeeded-i.e they passed the threshold/ marks are above average) in the pre-test, while 73% did in in the post-test.

* 868 (trainees x session) among community leaders, local authorities, UCWs and CDFs also increased knowledge significantly, relating to land rights 93% of them had above average marks in post-test compared to only 71% in the pre-test, and relating to advocacy (results from last refresher trainings) 70% succeeded against 20% at the outset of trainings.

* 346 SHG members benefited from tailored-made focus trainings on how to practice efficient advocacy on issues related to land rights etc, . According to our internal assessment (Dec. 2015) about 70% of SHG members increased knowledge (more among literate people, less among

SO2 indicator 2a: At least 2 collective cases related to land security and/or land tenure have been
• Initially 5 main cases were identified, and 7 coalitions were established to advocate in relation to land issues. By the end of the project 3 main land cases are supported and represented by 6

SO2 indicator 2b: 1000 direct or indirect beneficiary households have improved land tenure in the target area. (Not directly a sole result of the Action) In Prey Kuy and Boeung Daun Pa, 212.72 ha were withdrawn from the "Borei Santakea" area. 1,247 households were given full ownership of their land and restrictions applying to Borei Santakea have been leaved.

* People living in APSARA area: Only 177 household members of SHGs, coalitions and other villagers submitted a request for land certification to the APSARA Authority. Other villagers decided it was not their first priority as APSARA publicly announced during awareness session that no one would take villagers' land in the APSARA zone. The process of obtaining land certificate is long and complicated, which also demotivate people. Villagers living in the APSARA areas expect to obtain land certificate under certain conditions.

* All villagers in Svay Dangcum, and among them 39 households from Kantrak and Pou Bos coalitions are only one step prior to receive their land title.

* The coalition of informal settlements (220 members) have prepared their advocacy road map. Although it is a long way to go and obtain tangible results; informal settlers who live on public land are preparing themselves for the future and how to deal with the government. Until now, informal settlement issues were taken into consideration by local authorities, especially informal settlers' land rights and public service that they should obtain.

SO3 indicator: Livelihood improvement initiatives, including increase of family income, adopted by project-assisted Communities

* Note that the initial indicators for result 3 i.e.: "SO3 Indicator 1: At least 2 SHGs operate successfully and 10 micro-business activities have been initiated by the end of the project in the re-location site and SO3 indicator 2: At least 2 community development projects have been initiated by SHGs by the end of project in the re-location site." have been changed with advises from the R.O.M consultant to better meet the project requirement and fit with its status.

* Indeed the project raised concerns about the possibility to support micro-businesses, establish an additional new SHG and support community development project in the actual context of the re-location site (second phase of re-settlement delayed, lack of villagers with only 10 to 20% of expected households actually relocated, plus lack of interest from re-located villagers having jobs in town). It was thus more relevant to report about livelihood improvement in the whole project area, which pictures better the activities and achievements of the project. This includes: community

* In total 25 groups are operating by the end of July 2016.

* Total capital of all SHGs reaches \$ 80,239 by end of July 2016 available for micro credit schemes among poor people.

The CISUP project was finalized in July 2016, and the final report was approved primary 2017 by EU.

Vietnam

In Vietnam we have in 2015 had to change the setup in Hanoi, so ADDA no longer have a full time Danish coordinator place locally. The restricted funding has made the normal setup with one expat very difficult to continue with. Also, our competent Vietnamese staff has reached a high level of professionalism making them fully capable of handling day to day project steering. From the board we have increase the monitoring, so the partners get the needed feedback

Legal Assistance to Contract Farming (CFP)

ADDA has on a quarterly basis paid VLA and the project monitoring visits. The monitoring visits have included field trips to projects activities in the provinces Lao Cai, Son La and Lai Chau where ADDA has meet with the target groups (farmers/ farmers groups which are ethnic minorities), beneficiaries and the local provincial partners. Furthermore, the project management in ADDA has communicated frequently on the implementation of the project through email, telephone and meetings. An important activity performed by ADDA was the introduction of and course in a new monitoring system for the project. Initially the initiative was well received, however subsequently ADDA has experienced that the system has been difficult for VLA and some reluctance from their side improve.

The most significant observations were seen in the last six months of 2016. The project has caught more attention of local provincial authorities who are interested in the project's approach and work. Representatives from the local authorities have participated and contributed to project activities. This is regarded as an important achievement in relation to the immediate objective 1; *Poor ethnic minority farmers in selected districts of Lao Cai, Lai Chau and Son La provinces will have support from competent authorities in contract farming negotiations and disputes with agro-industrial companies* and immediate objective 3; *The potentials of the Vietnam Lawyers Association and its Legal Consulting Centres as trusted intermediaries will have been recognized by agro-industrial companies and provincial and national policy makers.*

Another important observation is the networking among the partner and the provincial partners with southern departments of VLA. There has been exchange of experience and the southern departments are very interested in the topic of contract farming and want to learn more from VLA.

VLA is considering how to convey the lessons, approaches etc. to other local NGOs.

Finally, the complexity of contract farming has become more evident and we realize even more that the matter is very sensitive in our working areas.

Climate Change and Ethnic Minorities in Northern Vietnam

The efforts to strengthen the ethnic minority farmers and communities' awareness on climate change policies has continued in 2016 and the target group has through the project gained more access to information on local and national climate change policies. The specific means which the project has applied were awareness raising activities such as trainings, workshops and seminars. The communities have in 2016 continued dialogue with authorities and at district and commune level new plans reflect the dialogue. At provincial level the national policies, strategies and action plans are followed, however local changes have at this stage not effected prioritization at provincial level.

All activities on training, study tours and awareness raising etc. among both local authorities and farmers has enhanced the awareness of and need for climate-friendly production. The agenda on climate friendly production has been brought to authorities and farmers attention and it is clear that the hands-on approach of the project is useful.

During 2016 ADDA has worked closely with PanNature to ensure that the project is working within its objectives. ADDA DK has paid four monitoring visits to the project in January, April, June and October. The project management in ADDA and PanNature have communicated frequently on the implementation of the project through email, phone and meetings. ADDA and PanNature have also held a number of meetings with provincial partners. ADDA's monitoring has included participation in several activities including workshops and trainings. In addition to visiting localities implementation of activities and indicators at output level have been monitored through quarterly reports. The different monitoring activities have been performed by ADDA's Chairman, Vice Chairman, Country Representative, National Manager and Project Officer.

Strengthening the Framework for Production and Marketing of Organic Agricultural Products in Northern Vietnam (MOAP)

In the beginning of March the CISU Assessment Committee approved the application with start in April and the official Cooperation Agreement between VOAA and ADDA was signed at a signing ceremony between VOAA and ADDA which was held in Hanoi 25th April. To ensure a good start of the project the first important event was the stakeholder workshop "Partner Consultation in the promotion of a framework development of organic agriculture in Vietnam". The workshop objective of the workshop was to bring together the organic agriculture stakeholders from different levels to be informed about new project and to share knowledge, experiences and review the state of affairs on organic agriculture in Vietnam and discuss priorities on organic agriculture in Vietnam. The workshop was facilitated by Dr. Harvey Demaine.

During 2016 ADDA has worked closely with VOAA to ensure that the project is working within its April accompanied by Vice chairman Mr. Ove Gejl Christensen for the signing ceremony, in June

This report will report on progress of immediate objectives and their related indicators as well as outputs and their related indicators.

Tanzania

Two major themes have characterized the work of ADDA Tanzania in year 2016:

- Formal closure of the NADO in Focus Project (30.06.2016), implemented in collaboration with Njombe Agricultural Development Organisation (NADO) since February 2012.
- Scaling-up of our new "Organic Project", that we are developing in collaboration with our Indian private lead partner Vantage Organic Foods Pvt. Ltd. (VOF) based in Jaipur, India.

Closure of NADO in Focus project

The NADO in Focus project was originally scheduled to end by July 30 2015, but the project has subsequently been further extended through no-cost extensions approved by Danida until the end of June 2016. The NADO in Focus project was the continuation of a successful two year pilot project funded by DANIDA conducted in collaboration between NADO and ADDA.

A closure workshop was held on 10 March 2016 together with project staff and facilitators including but not limited to NADO Board Chairman, NADO Director, ADDA Tanzania Projects Coordinator, ADDA Tanzania assistant Project Coordinator and ADDA Tanzania Country Manager from Denmark

It is always sad to close a project after several years of collaboration. However, in this case it is comforting to see that NADO has already been able to link up to a new project by name of "Enhancing Potato Productivity (EPPO) among Smallholders in Njombe Region in Tanzania, Phase II" funded by AFD (Agence Française de Développement) and implemented with assistance from FFD (Finnish agri-agency for Food and Forest Development). The new project has grown out of the narrow collaboration between NADO and agricultural researchers for Agricultural Research Institute Uyole (ARI-Uyole) that has been going on for a number of years now. The project is inter alia built on NADO's capacity to mobilize and train small scale farmers relying on the Farmer Field Schools (FFS) approach acquired during the NADO in Focus project.

Final project activities conducted by NADO during the last few months of the project have mainly focused on the following two areas:

* Consolidating the work of the 183 active FIGs that had been initiated during the project. During the lifespan of the NADO project these groups have received training within the following topics: livestock keeping, group formation, leadership, fulfilling formalities e.g. writing constitution, business selection, business planting, records keeping, cooperative formation. Popular investments for the FIGs have been pigs, chickens and machines used for agriculture, demanding a substantial investment.

* Implementing the end-line survey in order to collect necessary quantitative and qualitative information for preparing the NADO in Focus Final Assessment Report which was submitted to DANIDA in October 2016 together with the audited project accounts.

Scaling-up of the Organic Project

“The Organic Project” is an initiative launched by ADDA in October 2014 between ADDA Tanzania and our Indian lead business partner Vantage Organic Foods (VOF). The project is based on the complementarity between VOF providing a secure market for certified organic animal feed ingredients (mainly for the European and North-American markets) and ADDA providing effective training in organic farming methods relying on the farming field schools (FFS) approach.

During 2016 we have consolidated our cooperation with four new implementing partners. One NGO-partner in Mbeya Region and three independent private partners in Dodoma Region. In year 2016 ADDA and VOF jointly succeeded to register and obtain an organic certificate covering 4.348 small scale farmers in Mbeya and Dodoma Regions issued by the Dutch accredited certification agency Control Union. This was a burdensome exercise covering the registration, initial training, follow-up and internal audit regarding these farmers.

During year 2016 ADDA Tanzania succeeded to attract bridging funding from two new sources:

- * ADDA-ADP partnership building for future interventions, DKK 199.974, funded by CISU.
- * Cluster Development for Organic Certification and International Export, USD 25.000, funded by Local Investment Climate (LIC) in Dodma, a sub-component under the Danida funded Business Sector Programme Support Phase (BSPS) in Tanzania.

Thanks to these limited funds we have been able to maintain a minimum presence both in Mbeya and Dodoma Regions and continue the important work of consolidating the 4.348 small scale farmers who are covered by the organic certificate issued by Control Union in 2016. This includes conducting training of trainers (TOTs) in organic farming methods both in Mbeya and Dodoma Regions. This also includes signing up more farmers to be certified in agricultural season 2017. It is thus our objective to reach a total number of approximately 10.000 farmers registered and certified for organic farming during agricultural season 2017. Furthermore, it is expected that VOF will initiate purchase from the enrolled farmers during 2017 agricultural season.

Initially the enrollment of new partners has been directly linked to the narrow goal of registering sufficient numbers of small scale farmers for VOF. Only if sufficient numbers of small scale farmers can be enrolled for organic certification VOF can eventually reach the economies of scale that will make the venture economically sustainable in the long run. Under the collaboration between VOF and ADDA it is the aim that VOF will initially provide a reliable market for the oil crops produced by the small scale farmers (sunflower, sesame etc.) and on the longer term expand into high value crops like fruits, vegetables, herbs and honey. ADDA will assist local partner organisations through capacity building and training of staff. ADDA will also assist in fund raising for financing these capacity building efforts. ADDA will further have a key role in defending the interests of the small scale farmers.

During 2016 we have also spent considerable efforts developing a fund application to DANIDA Markets Development Trust (DMDP). We submitted our application on September 30. However, in spite of the fact that we received a very decent score in the competition for these limited funds (the approx. total grant under DMDT was only approximately 40 mio. DKK) due to the stiff competition from a number of Danish private companies and NGOs we did not succeed to get any support at all. This was a great disappointment given the considerable efforts and resources which we had put into

Finally, throughout 2016, together with our lead business partner VOF, we have also been continuing developing a funding application for the Agricultural Markets Development Trust (AMDT) in Dar es Salaam, a basket fund which is jointly funded by DANIDA, SIDA (Sweden), Swiss Development Corporation and Irish Aid. The whole process has been very slow. However, on 19 January 2017 we received a formal letter of approval regarding this funding application regarding a total amount of USD 2,1 million to be disbursed over coming three years. The funding will be divided in two phases and we expect to sign the contract of cooperation for phase one during the month of May 2017 and the first disbursement is similarly expected to be conducted before the end of May. This new funding window should hopefully open a whole new era for ADDA on the African continent in the area of linking small scale farmers to the international market for certified organic produce.

Thanks

To the many members of ADDA, our donors: CISU, Danida, EU, private donors, private organizations, our partners, our dedicated staff members, people in the villages. We thank you for another good year and financial support.

On behalf of the Board
Søren Thorndal Jørgensen
Chairman ADDA,
Kalø, Denmark 22 nd May 2017

Accounting policies

The financial statement has been carried out in accordance to generally accepted accounting practice.

About the used accounting practice one can state:

Generally about accounting and measurement

Income is recognized in the profit and loss account currently with its realisation, including the recognition of value adjustments of financial assets and liabilities. Likewise, all costs are recognized in the profit and loss account.

Assets are recognized in the balance sheet, when the company is liable to achieve future, financial benefits and the value of the asset can be measured reliably.

Liabilities are recognized in the balance sheet, when the company is liable to lose future, financial benefits and the value of the liability can be measured reliably.

At the first recognition, assets and liabilities are measured at cost. Later, assets and liabilities are measured as described below for each individual accounting item.

At recognition and measurement, such predictable losses and risks are taken into consideration, which may appear before the annual report is presented, and which concerns matters existing on the balance sheet date.

Donations transferred

Donations received is recognized in the income. Donations that has to be transferred to Asia etc. is recognized in Donations transferred. If the donations has not yet been transferred it is recognized as a liability.

Net turnover

The net turnover is accounted in the annual report for membership fee, at the time for payment. The so-called contribution to the administration (7% overhead), which come from a stable percentage of the cost achieved in the project has to be periodised, in such a way it is similar to the cost accounted in the project accounted costs.

Administration

Administration consist of cost for various cost for administration, work in the board, accounting etc.

Accounts receivable

Accounts receivable is measured to a amortised cost price, which normally will be the nominal price. This will be reduced to prevention of expected loss's for the net value after realisation of the item.

Debts obligations

Debts obligations are considered as a calculation with other debts, measured to amortised cost price, which usually will be the nominal value.

Profit and loss account January 1, 2016 - December 31, 2016

| | <u>2016</u> | <u>2015</u> |
|---|------------------|-----------------|
| | dkr. | dkr. |
| Membership Fees | 24.000 | 26.900 |
| Contract Farming | 125.018 | 20.055 |
| Project FAHU | 0 | 25.384 |
| Project FIGHNAB | 3.145 | 100.737 |
| Project MOAP | 29.339 | 0 |
| Project Cemi | 105.270 | 88.832 |
| Project COCIS | 85.345 | 88.459 |
| Project Tanzania II | 67.974 | 94.280 |
| CISOM Cambodia | 19.029 | 120.569 |
| CISOM II Cambodia | 91.804 | 0 |
| Donations from members | 22.700 | 30.050 |
| Receipts from pools (general support) | 51.900 | 52.645 |
| 2 Receipts from fundraising | 115.200 | 10.865 |
| Other income | 1.751 | 0 |
| Incoming Interests | 5.178 | 5.402 |
| Total Income | <u>747.653</u> | <u>664.178</u> |
| Administrative Expenses | | |
| Paper, office expences | 16.062 | 24.471 |
| Postage, fright | 539 | 429 |
| Education | 0 | 500 |
| Insurance | 4.495 | 4.039 |
| Subscriptions | 7.650 | 5.950 |
| Allowances to the board | 50.000 | 50.000 |
| Meetings and General Meeting | 15.005 | 12.594 |
| Information worker, net | 152.840 | 293.512 |
| Transportation board meetings | 16.050 | 39.829 |
| House rent, electricity etc. | 28.800 | 38.046 |
| Internet / EDB | 6.759 | 25.777 |
| Entertainment expenses | 0 | 600 |
| Projects | | |
| Expenses not covered by Danida (loss VLA) | 0 | 4.102 |
| Expenses not covered (loss CISOM I) | 3.434 | 0 |
| Expenses not covered (loss Tanzania II) | 138.556 | 0 |
| Expenses not covered (loss FIGNAHB) | 20.100 | 0 |
| 2, 5 Donations transferred to Cambodia | 46.450 | 30.050 |
| Donations transferred to Vietnam | 46.450 | 0 |
| Cambodia project expenses | 21.293 | 13.780 |
| Membersday, Agromek, exhibitions, etc. | 49.601 | 13.798 |
| Project Management | | |
| Secretariat | 132.206 | 121.338 |
| Auditing | 21.575 | 15.000 |
| Project administration, Vietnam | 48.000 | 0 |
| Project administration, Cambodia | 30.000 | 296 |
| Financial Expenses, bank charges | 4.588 | 5.324 |
| Total Expenses | <u>860.453</u> | <u>699.435</u> |
| Profit or loss for the year | <u>- 112.800</u> | <u>- 35.257</u> |

Balance sheet December 31, 2016

Assets

| <u>Note</u> | <u>31.12.2016</u> dkr. | <u>31.12.2015</u> dkr. |
|--|---------------------------|---------------------------|
| Assets | | |
| Deposit for rent | 500 | 500 |
| | <u>500</u> | <u>500</u> |
| Current assets | | |
| Receivables | | |
| 3 Other receivables | 39.087 | 39.300 |
| Account CISOM I | 0 | 92.408 |
| Account CISOM II | 82.092 | 0 |
| Account Contract Farming | 167.547 | 28.253 |
| Account FAHU | 0 | 64.895 |
| Account Tanzania ADP | 30.196 | 0 |
| Account Tanzania II | 0 | 24.861 |
| Account COCIS | 40.048 | 60.670 |
| Account CISUP | 420 | 420 |
| Account CEMI | 150.644 | 82.908 |
| Account MOAP (Organic) | 84.403 | 0 |
| Account FIGNAHB | 0 | 367.837 |
| | <u>594.437</u> | <u>761.552</u> |
| Car and inventory, bought from Tanzania II | 27.131 | 0 |
| 4 Bank balances | <u>552.466</u> | <u>503.516</u> |
| Total Current Assets | <u>1.174.034</u> | <u>1.265.068</u> |
| Total Assets | <u>1.174.534</u> | <u>1.265.568</u> |

Balance sheet December 31, 2016

Liabilities

| <u>Note</u> | <u>31.12.2016</u> dkr. | <u>31.12.2015</u> dkr. |
|--|---------------------------|---------------------------|
| Liabilities | | |
| Equity | | |
| Equity primo | 971.169 | 1.006.426 |
| Profit or loss for the year | - 112.800 | - 35.257 |
| | <u>858.369</u> | <u>971.169</u> |
| Current liabilities | | |
| Grants for 2016 | 0 | 14.135 |
| Taxes and pensions | 108.887 | 109.198 |
| Account Danida (Song Da II) | 41.876 | 41.876 |
| Account Danida (Tanzania II) | 32.690 | 0 |
| Creditors | 26.662 | 50.840 |
| 5 Donations transferred to 2017 (2016) | 86.050 | 62.350 |
| Owings to accountant and bookkeeping | 20.000 | 16.000 |
| | <u>316.165</u> | <u>294.399</u> |
| Total Liabilities | <u>1.174.534</u> | <u>1.265.568</u> |
| 6 Contingent liabilities | | |

| <u>Note</u> | <u>2016</u> | <u>2015</u> |
|--|----------------|----------------|
| 1 | | |
| <u>The objective of the organisation is:</u> | | |
| To work for increased degree of self supply for the poorest parts of the rural population in developing countries. | | |
| To implement agricultural and food supply projects in developing countries | | |
| To supply development of social and environmental sustainability in the target groups | | |
| 2 | | |
| <u>Receipts from fundraising</u> | | |
| Roskildefonden | 70.200 | 0 |
| CISU | 25.000 | 0 |
| Velux Fonden | 20.000 | 0 |
| Other receipts | 0 | 20.865 |
| | <u>115.200</u> | <u>20.865</u> |
| 3 | | |
| <u>Other receivables</u> | | |
| Saleries refunding from projects | 9.087 | 0 |
| EU project account | 30.000 | 36.000 |
| Membership Fees | 0 | 3.300 |
| | <u>39.087</u> | <u>39.300</u> |
| 4 | | |
| <u>Bank balances</u> | | |
| Sparekassen Kronjylland | 552.466 | 503.516 |
| | <u>552.466</u> | <u>503.516</u> |
| 5 | | |
| <u>Grants for donations</u> | | |
| Transfer primo | 62.350 | 32.300 |
| Grants for Vietnam | 46.450 | 0 |
| Grants for Cambodia | 46.450 | 30.050 |
| | <u>155.250</u> | <u>62.350</u> |
| Transferred in 2016 to Cambodian groups | - 69.200 | 0 |
| Donations to be transferred in 2017 | <u>86.050</u> | <u>62.350</u> |
| 6 | | |
| <u>Contingent liabilities</u> | | |
| ADDA is liable for a contingent deficit in the projects. | | |

Tanzania II

Project Titel: Localbased agricultural nongovernmental organizations in Tanzania.
UM j. nr. 104.N.308.b.7

| | | | |
|---|----------------|--|------------------|
| Contributions not Used Primo | | | 728.454 |
| Contributions Received for Fiscal Year | | | <u>333.755</u> |
| | | | 1.062.209 |
| Transferred to Receptient Country in FY | 210.000 | | |
| Regulation of Used Contributions | <u>881.765</u> | | |
| | 1.091.765 | | |
| Administration in Denmark | <u>67.973</u> | | <u>1.159.738</u> |
| LOSS covered by ADDA | | | -97.529 |
| Net Interests and earnings from Exchange Rates, primo | 27.564 | | |
| Net Interests and earnings from Exchange Rates | <u>5.126</u> | | <u>32.690</u> |
| | | | <u>-64.839</u> |

Amounts Transferred to Tanzania

| | USD | Kurs | DKR |
|------------|---------------|--------|----------------|
| 28.01.16 | 14.582 | 685,78 | 100.000 |
| 22.03.2016 | <u>16.513</u> | 666,14 | <u>110.000</u> |
| | <u>16.513</u> | | <u>210.000</u> |

CISU - FIGNAHB

Project Titel: Strengtning Farmer Interest groups (FIG's) among Ethnic Minorities.
Reg.nr.: 12-1097-SP-apr

| | | | |
|---|--|---------------|----------------|
| Contributions not Used Primo | | | 185.758 |
| Contributions Received for Fiscal Year | | | <u>0</u> |
| | | | 185.758 |
| Transferred to Receptient Country in FY | | 0 | |
| Regulation of Used Contributions | | <u>28.836</u> | |
| | | 28.836 | |
| Administration in Denmark | | <u>3.145</u> | <u>31.981</u> |
| Contributions not used | | | 153.777 |
| Net Interests and earnings from Exchange Rates, primo | | 9.819 | |
| Net Interests and earnings from Exchange Rates | | <u>0</u> | <u>9.819</u> |
| Transferred to Danida | | | <u>163.596</u> |

Amounts Transferred to Vietnam

| | USD | Kurs | DKR |
|--|----------|------|----------|
| | <u>0</u> | 0,00 | <u>0</u> |
| | <u>0</u> | | <u>0</u> |

CISOM I

Project Titel: Empowerment of Civil Society in Oddar Meanchay, Cambodia
Reg.nr.: 12-1180-SP-sep

| | | | |
|---|--|----------------|----------------|
| Contributions not Used Primo | | | 290.854 |
| Contributions Received for Fiscal Year from donations | | | <u>95.828</u> |
| | | | 386.682 |
| Transferred to Receptient Country in FY | | 0 | |
| Regulation of Used Contributions | | <u>371.185</u> | |
| | | 371.185 | |
| Administration in Denmark | | <u>19.029</u> | <u>390.214</u> |
| LOSS covered by ADDA | | | -3.532 |
| Net Interests and earnings from Exchange Rates, primo | | 7.728 | |
| Net Interests and earnings from Exchange Rates | | <u>209</u> | <u>7.937</u> |
| | | | <u>4.405</u> |

Amounts Transferred to Cambodia

| | USD | Kurs | DKR |
|--|----------|------|----------|
| | <u>0</u> | | <u>0</u> |
| | <u>0</u> | | <u>0</u> |

CISOM II

Project Titel: Empowerment of Civil Society in Oddar Meanchay, Cambodia
Reg.nr.: 15-1715-SP-sep

| | | | |
|---|--|----------------|------------------|
| Contributions not Used Primo | | | 0 |
| Contributions Received for Fiscal Year | | | <u>2.421.800</u> |
| | | | 2.421.800 |
| Transferred to Receptient Country in FY | | 1.171.097 | |
| Regulation of Used Contributions | | <u>140.394</u> | |
| | | 1.311.491 | |
| Administration in Denmark | | <u>91.804</u> | <u>1.403.295</u> |
| Contributions not used ultimo | | | 1.018.505 |
| Net Interests and earnings from Exchange Rates, primo | | 0 | |
| Net Interests and earnings from Exchange Rates | | <u>798</u> | <u>798</u> |
| | | | <u>1.019.303</u> |

Amounts Transferred to Cambodia

| | USD | Kurs | DKR |
|------------|----------------|---------------|------------------|
| 26.04.2016 | 47.000 | 657,72 | 309.128 |
| 31.05.2016 | 60.000 | 668,11 | 400.866 |
| 05.09.2016 | <u>69.000</u> | <u>668,27</u> | <u>461.103</u> |
| | <u>176.000</u> | | <u>1.171.097</u> |

CEMI

Project Titel: Climate Change and Ethnic Minorities in Northern Vietnam
Reg.nr.: 13-1382-LI-okt

| | | | |
|---|--|----------------|------------------|
| Contributions not Used Primo | | | 870.844 |
| Contributions Received for Fiscal Year | | | <u>2.098.152</u> |
| | | | 2.968.996 |
| Transferred to Receptient Country in FY | | 1.131.515 | |
| Regulation of Used Contributions | | <u>372.339</u> | |
| | | 1.503.854 | |
| Administration in Denmark | | <u>105.270</u> | <u>1.609.124</u> |
| Contributions not used ultimo | | | 1.359.872 |
| Net Interests and earnings from Exchange Rates, primo | | 2.869 | |
| Net Interests and earnings from Exchange Rates | | <u>1.812</u> | <u>4.681</u> |
| | | | <u>1.364.553</u> |

Amounts Transferred to Vietnam

| | USD | Kurs | DKR |
|------------|----------------|--------|------------------|
| 17.06.2016 | 68.000 | 662,06 | 450.200 |
| 31.10.2016 | <u>100.000</u> | 681,32 | <u>681.315</u> |
| | <u>168.000</u> | | <u>1.131.515</u> |

COCIS

Project Titel: Cooperative and Civil Society development in Siem Reap, Cambodia
Reg.nr.: 13-1348-SP-sep

| | | | |
|---|--|----------------|------------------|
| Contributions not Used Primo | | | 915.320 |
| Contributions Received for Fiscal Year | | | <u>759.300</u> |
| | | | 1.674.620 |
| Transferred to Receptient Country in FY | | 997.762 | |
| Regulation of Used Contributions | | <u>215.213</u> | |
| | | 1.212.975 | |
| Administration in Denmark | | <u>85.345</u> | <u>1.298.320</u> |
| Contributions not used ultimo | | | 376.300 |
| Net Interests and earnings from Exchange Rates, primo | | 13.568 | |
| Net Interests and earnings from Exchange Rates | | <u>5.387</u> | <u>18.955</u> |
| | | | <u>395.255</u> |

Amounts Transferred to Vietnam

| | USD | Kurs | DKR |
|------------|----------------|--------|----------------|
| 17.03.2016 | 32.000 | 660,42 | 211.334 |
| 29.04.2016 | 33.000 | 654,11 | 215.856 |
| 28.06.2016 | 45.000 | 673,08 | 302.886 |
| 30.09.2016 | <u>40.000</u> | 669,22 | <u>267.686</u> |
| | <u>150.000</u> | | <u>997.762</u> |

Contract Farming

Project Titel: Legal Assistance to Contract Farming
Reg.nr.: 15-1632-SP-apr

| | | |
|---|----------------|------------------|
| Contributions not Used Primo | | 1.384.038 |
| Contributions Received for Fiscal Year | | <u>1.476.340</u> |
| | | 2.860.378 |
| Transferred to Receptient Country in FY | 1.812.660 | |
| Regulation of Used Contributions | <u>-26.689</u> | |
| | 1.785.971 | |
| Administration in Denmark | <u>125.018</u> | <u>1.910.989</u> |
| Contributions not used ultimo | | 949.389 |
| Net Interests and earnings from Exchange Rates, primo | 507 | |
| Net Interests and earnings from Exchange Rates | <u>1.875</u> | <u>2.382</u> |
| | | <u>951.771</u> |

Amounts Transferred to Vietnam

| | USD | Kurs | DKR |
|------------|----------------|--------|------------------|
| 22.01.2016 | 92.700 | 691,72 | 641.224 |
| 28.06.2016 | 49.150 | 673,08 | 330.819 |
| 30.06.2016 | 34.500 | 669,21 | 230.879 |
| 20.12.2016 | <u>84.800</u> | 719,03 | <u>609.738</u> |
| | <u>261.150</u> | | <u>1.812.660</u> |

MOAP - ØKO

Project Titel: **Strengthening the Framework for Production and Marketing of Organic Agricultural Products in Northern Vietnam**

Reg.nr.: CISU nr. 15-1755-SP- dec

| | | |
|---|-----------------|------------------|
| Contributions not Used Primo | | 0 |
| Contributions Received for Fiscal Year | | <u>1.249.500</u> |
| | | 1.249.500 |
| Transferred to Receptient Country in FY | 1.064.302 | |
| Regulation of Used Contributions | <u>-645.167</u> | |
| | 419.135 | |
| Administration in Denmark | <u>29.339</u> | <u>448.474</u> |
| Contributions not used ultimo | | 801.026 |
| Net Interests and earnings from Exchange Rates, primo | 0 | |
| Net Interests and earnings from Exchange Rates | <u>475</u> | <u>475</u> |
| | | <u>801.501</u> |

Amounts Transferred to Vietnam

| | USD | Kurs | DKR |
|------------|----------------|--------|------------------|
| 13.06.2016 | 60.500 | 661,19 | 400.020 |
| 31.10.2016 | <u>97.500</u> | 681,31 | <u>664.282</u> |
| | <u>158.000</u> | | <u>1.064.302</u> |

Tanzania II - Localbased agricultural nongovernmental organizations in Tanzania.

Financial statement for January 1 to June 30, 2016

| | |
|--------------------------------------|----------|
| 1 Investments: | |
| Motorcycles | 33.188 |
| Computers, printers | -4.720 |
| Office stationary | 2.783 |
| Other expenses | -1.411 |
| | <hr/> |
| | 29.840 |
| 2 Expatriate assistance: | |
| Salary senior advisor | 227.694 |
| Social expenses, wage administration | 1.874 |
| Social expences | 4.046 |
| Accomodation coordinator | 14.693 |
| Watchman, coordinator | 7.251 |
| Insurance, vaccination, visa | 10.314 |
| Domestic travel | 46.608 |
| Regional travel | 163 |
| | <hr/> |
| | 312.643 |
| 3 Local employment: | |
| Salary project manager | 10.563 |
| Salary agricultural advisor | 16.176 |
| Driver | 6.139 |
| Night guard | 2.432 |
| Allowances FFS trainers | -271.406 |
| Salary project administrator | 25.744 |
| Salary field officers | 6.130 |
| Salary field assistants | 3.005 |
| Others | 67.093 |
| | <hr/> |
| | -134.124 |
| 4 Activities: | |
| Advocacy: | |
| Capacity building of NADO | |
| Surveys, workshops and meetings | 1.267 |
| Farmers training | 16.678 |
| Staff training | 43.848 |
| Surveys, workshops and meetings | 6.855 |
| Farmers training | 323.984 |
| Staff training | 14.535 |
| Farmers interest groups | |
| Surveys, workshops amd meetings | 33.787 |
| Farmers training | 29.214 |
| Accessing the market | |
| Surveys, workshops amd meetings | 8.634 |
| Farmers training | 18.450 |
| Staff training | 16.826 |
| Data management and monitoring | 8.913 |
| | <hr/> |
| | 522.991 |

Financial statement for January 1 to June 30, 2016

| | |
|--------------------------------------|-------------------------|
| 5 Local administration: | |
| Office costs | 6.603 |
| Local travel for administration | 15.848 |
| Maintenance of project vehicle | 10.970 |
| Insurance vehicle | 2.492 |
| Fuel, energy for vehicle | 11.774 |
| Auditing | 40.000 |
| Work in progres | 10.768 |
| Bank fees | 1.136 |
| Withdrawel/var. of rates | 10 |
| Other fees | 1.193 |
| | <u>100.794</u> |
| 6 Information in Denmark: | |
| Campaigns | 1.619 |
| Board members visit | 41.850 |
| Other | 4.515 |
| | <u>47.984</u> |
| 7 Project monitoring: | |
| International tickets | 12.469 |
| Accomodation, food, transportation | 3.991 |
| Fees, allowances | 38.931 |
| Other expenses | 23.155 |
| | <u>78.546</u> |
| 8 Project evaluation: | |
| International tickets | 3.243 |
| Accomodation | 2.368 |
| Salary | 48.105 |
| Per diem | 0 |
| Other expenses | 684 |
| | <u>54.400</u> |
| 9 Administration in Denmark: | |
| Accounting in Denmark | 14.941 |
| Auditing in Denmark | 38.750 |
| Administrationfee in Denmark | 67.973 |
| | <u>121.664</u> |
| Total Expenses | <u><u>1.134.738</u></u> |
| Danida Grant | 333.755 |
| Other grants included previous years | -25.000 |
| Total expenses | -1.134.738 |
| Transfer from 2015 | 728.454 |
| | <u>-97.529</u> |
| Accumulated interests | 32.690 |
| Account with Danida | <u><u>-64.839</u></u> |

CISU - FIGNABH

Financial statement for January 1 to december 31, 2015

| | | |
|----------------------------------|--|----------------|
| 1 Investments: | | |
| Computers | | <u>0</u> |
| | | <u>0</u> |
| 2 Expatriate assistance: | | |
| Other expenses | | <u>-20.000</u> |
| | | <u>-20.000</u> |
| 3 Local employment: | | |
| Salary project manager | | <u>0</u> |
| | | <u>0</u> |
| 4 Activities: | | |
| Establishment farmer groups | | <u>0</u> |
| | | <u>0</u> |
| 5 Local administration: | | |
| Bank fee | | 216 |
| Withdrawal | | <u>4.930</u> |
| | | <u>5.146</u> |
| 6 Projekt monitoring: | | |
| Airfare | | <u>0</u> |
| | | <u>0</u> |
| 7 Projekt evaluation : | | |
| Fee's allowances | | <u>15.143</u> |
| | | <u>15.143</u> |
| 8 Information in Denmark: | | |
| Exhibitions | | <u>0</u> |
| | | <u>0</u> |
| 9 Auditing: | | |
| Auditing in Vietnam | | 13.547 |
| Auditing in Denmark | | <u>15.000</u> |
| | | <u>28.547</u> |

Financial statement for January 1 to december 31, 2015

10 Administration in Denmark:

Administrationfee in Denmark

3.145

3.145

Total Expenses

31.981

Danida Grant

0

Total expenses

-31.981

Transfer from 2015

185.758

153.777

Accumulated interests

9.819

Account with Danida

163.596

CISOM I - Empowerment of Civil Society in Oddar Meanchay, Cambodia

Financial statement for January 1 to Februar 29, 2016

| | | |
|--|--|---------------|
| 1 Investments: | | |
| Computers, printers, scanners | | 24.784 |
| Minor equipment and stationary | | 270 |
| | | <u>25.054</u> |
| 2 Expatriate assistance: | | |
| Salary project coordinator | | 51.828 |
| | | <u>51.828</u> |
| 3 Local employment: | | |
| Salary project manager | | 8.392 |
| NGO district senior supervisor | | 14.590 |
| Accountants part time | | 11.162 |
| Per diem | | 4.633 |
| | | <u>38.777</u> |
| 4 Activities: | | |
| Training materials | | |
| Fee for CP's - FFS, SHG development | | |
| Fee for CP's - FFS, SHG development C | | 4.868 |
| Fee for CP's - FFS, SHG development R | | 5.822 |
| Fee for CP's - FFS, SHG development K | | 7.184 |
| Capacity building local NGO's | | |
| Capacity building local NGO's | | 41.313 |
| Self help group information | | |
| Self help group information CIDO | | 198 |
| Self help group information RCEDO | | 1.135 |
| Local consultant / staff | | |
| Local consultant / staff READA | | 1.221 |
| ADDA financial supervision | | 11.840 |
| Project senior advisor / subject | | |
| Project senior advisor / budget READA | | 28.736 |
| Project senior advisor / budget CIDO | | 6.989 |
| Project senior advisor / budget RCEDO | | 5.864 |
| Project senior advisor / budget KBA | | 6.809 |
| DPC | | |
| ADDA DPC | | 12.209 |

Financial statement for January 1 to Februar 29, 2016

Project coordinator

Project coordinator READA 14.813

Local facilitators in ODM

Local facilitators in ODM CIDO 5.336

Local facilitators in ODM READA 4.657

Local facilitators in ODM KBA 5.251

164.245

5 Local administration:

Office rent 8.596

Stationary and office supplies 3.818

Local audit 15.860

Communication, telephone etc. 7.580

Cars 11.972

Motorcycles 3.900

Bank Fees, local documents etc. 237

51.963

6 Information in Denmark:

Information material 12.950

12.950

7 Project monitoring:

International tickets -11.070

-11.070

8 Project evaluation:

International tickets 0

0

9 Administration in Denmark:

Accounting in Denmark 7.438

Auditing in Denmark 30.000

Administrationfee in Denmark 19.029

56.467

Total Expenses

390.214

Danida Grant 0

Other grants 95.828

Total expenses -390.214

Transfer from 2015 290.854

-3.532

Accumulated interests 7.937

Account with Danida 4.405

CISOM II - Empowerment of Civil Society in Oddar Meanchay, Cambodia

Financial statement for March 1 to December 31, 2016

| | |
|--|----------------|
| 1 Investments: | |
| Bicycles | 0 |
| Motorcycles | 0 |
| Computers, printers, scanners | 0 |
| Minor equipment and stationary | 14.727 |
| Other expenses | 0 |
| | <u>14.727</u> |
| 2 Expatriate assistance: | |
| Salary project coordinator | 96.298 |
| Pension | 0 |
| Social expenses, wage administration | 0 |
| Per diem | 2.583 |
| Travel expenses | 10.897 |
| Accommodation coordinator | 0 |
| Regional travel | 0 |
| Other expenses | 0 |
| | <u>109.778</u> |
| 3 Local employment: | |
| Salary project manager | 32.942 |
| NGO district senior supervisor | 69.399 |
| Accountants part time | 59.619 |
| Per diem | 49.195 |
| Insurance | 2.610 |
| Others | 0 |
| | <u>213.765</u> |
| 4 Activities: | |
| Training materials | |
| Fee for CP's - FFS, SHG development | |
| Fee for CP's - FFS, SHG development A | 0 |
| Fee for CP's - FFS, SHG development R | 0 |
| Fee for CP's - FFS, SHG development C | 27.888 |
| Fee for CP's - FFS, SHG development R | 27.487 |
| Fee for CP's - FFS, SHG development K | 31.396 |
| Training of trainers CP's | |
| Training of trainers CP's, ADDA | 0 |
| Training of trainers CP's, READA | 44.816 |
| AC formation and capacity building | |
| AC formation - Cido | 24.006 |
| AC formation - RCEDA | 25.624 |
| AC formation - CKBA | 34.661 |

Financial statement for March 1 to December 31, 2016

Competitive grant boosting activity

Competitive grant boosting activity

FFS and inputs

| | |
|------------------------|--------|
| FFS and inputs- CISO | 27.352 |
| FFS and inputs - RCEDO | 18.951 |
| FFS and inputs - KBA | 23.672 |

Inputs Community Development

| | |
|--------------------------------------|-----|
| Inputs Community Development - RCEDO | 401 |
|--------------------------------------|-----|

Self Help group capacity building

| | |
|----------------------------------|-------|
| Self help group capacity - CIDO | 3.287 |
| Self help group capacity - RCEDO | 2.499 |
| Self help group capacity - KBA | 2.812 |

Beneficiary capacity building

| | |
|-------------------------------------|-------|
| Beneficiary capacity building ADDA | 0 |
| Beneficiary capacity building READA | 0 |
| Beneficiary capacity building CIDO | 5.707 |
| Beneficiary capacity building RCEDO | 2.522 |
| Beneficiary capacity building KBA | 2.456 |

Local consultant / staff

| | |
|--------------------------------|--------|
| Local consultant / staff ADDA | 0 |
| Local consultant / staff READA | 10.864 |
| Local consultant / staff CIDO | 0 |

ADDA DPC and financial supervision

| | |
|----------------------------|--------|
| ADDA financial supervision | 88.996 |
| ADDA DPC ADDA | 0 |
| Project coordinator READA | 0 |

Project coordinator

| | |
|-----------------------------|--------|
| Project coordinator - READA | 74.250 |
| Project coordinator | 0 |
| Project coordinator | 0 |
| Project coordinator | 0 |
| Project coordinator | 0 |

Senior advocacy advisor

| | |
|---------------------------------|--------|
| Senior advocacy advisor - READA | 84.320 |
|---------------------------------|--------|

NGO district coordinator in ODM

| | |
|---|--------|
| NGO district coordinator in Oddar - CIDO | 34.425 |
| NGO district coordinator in Oddar - RCEDO | 30.315 |
| NGO district coordinator in Oddar - KBA | 33.721 |

Local facilitators in ODM

| | |
|-----------------------------------|--------|
| Local facilitators in ODM - ADDA | 12.837 |
| Local facilitators in ODM - CIDO | 26.696 |
| Local facilitators in ODM - RCEDO | 24.254 |
| Local facilitators in ODM - KBA | 26.280 |

Financial statement for March 1 to December 31, 2016

| | | |
|---------------------------------------|--|------------------|
| Local junior advocacy advisor | | |
| Local junior advocacy advisor - READA | | 12.232 |
| Local junior advocacy advisor -RCEDO | | 196 |
| | | <hr/> |
| | | 764.923 |
| | | <hr/> |
| 5 Local administration: | | |
| Office rent | | 34.925 |
| Stationary and office supplies | | 21.653 |
| Local audit | | 0 |
| Communication, telephone etc. | | 20.769 |
| Cars | | 39.281 |
| Motorcycles | | 41.964 |
| Insurance | | 3.600 |
| Bank Fees, local documents etc. | | 0 |
| Other fees | | 0 |
| | | <hr/> |
| | | 162.192 |
| | | <hr/> |
| 6 Information in Denmark: | | |
| Ressource persons | | 0 |
| Information material | | 0 |
| Information on Website | | 0 |
| Other | | 0 |
| | | <hr/> |
| | | 0 |
| | | <hr/> |
| 7 Project monitoring: | | |
| International tickets | | 0 |
| Accomodation, food, transportation | | 0 |
| Fees, allowances | | 24.000 |
| Per diem | | 10.800 |
| Other expenses | | 0 |
| | | <hr/> |
| | | 34.800 |
| | | <hr/> |
| 8 Project evaluation: | | |
| International tickets | | 0 |
| Accomodation | | 0 |
| Salary | | 0 |
| Per diem | | 0 |
| Other expenses | | 0 |
| | | <hr/> |
| | | 0 |
| | | <hr/> |
| 9 Administration in Denmark: | | |
| Accounting in Denmark | | 11.306 |
| Auditing in Denmark | | 0 |
| Administrationfee in Denmark | | 91.804 |
| Other expenses | | 0 |
| | | <hr/> |
| | | 103.110 |
| | | <hr/> |
| Total Expenses | | 1.403.295 |
| | | <hr/> <hr/> |

Financial statement for March 1 to December 31, 2016

| | |
|----------------------------|-------------------------|
| Danida Grant | 2.421.800 |
| Other grants | 0 |
| Total expenses | -1.403.295 |
| Transfer from 2015 | <u>0</u> |
| | <u>1.018.505</u> |
| | |
| Accumulated interests | <u>798</u> |
| Account with Danida | <u>1.019.303</u> |

CEMI - Climate Change and Ethnic Minorities in Northern Vietnam

Financial statement for July 1 to December 31, 2016

| | |
|--------------------------------------|----------------|
| 1 Investments: | |
| Bicycles | 0 |
| Motorcycles | 0 |
| Laptops | 717 |
| Cameras | 0 |
| Printers | 0 |
| Projectors | 0 |
| Other expenses | 6.349 |
| | <u>7.066</u> |
| 2 Expatriate assistance: | |
| Salary project coordinator | 0 |
| Pension | 0 |
| Social expenses, wage administration | 0 |
| Per diem | 0 |
| House rent | 0 |
| Accomodation coordinator | 0 |
| ADDA advisor | -5.329 |
| Other expenses | 0 |
| | <u>-5.329</u> |
| 3 Local employment: | |
| Salary project manager | 118.138 |
| Agri. Advisor | 13.645 |
| ADDA accountant | 65.853 |
| ADDA facilitators | 66.493 |
| PanNature coordinator | 50.099 |
| PanNature officer | 53.143 |
| PanNature p. officer | 55.976 |
| PanNature c. officer | 29.220 |
| PanNature accountant | 36.762 |
| PFU administra | 54.312 |
| | <u>543.641</u> |
| 4 Activities: | |
| Establishing farmer groups | 0 |
| Training of local VNFU staff | 0 |
| Baseline | 0 |
| Selection | 0 |
| Study | 20.595 |
| Capacity Ass | 1.902 |
| Selection | 0 |
| Dev. Curriculum | 3.677 |
| Study tour | 0 |
| Training FIG | 108.562 |
| Training FU | 35.198 |
| Training act. | 15.999 |
| In field id | 1.103 |
| Lit rev | 0 |

Financial statement for July 1 to December 31, 2016

| | |
|------------------------------------|---------|
| Curriculum | 6.439 |
| Study | 23.281 |
| FFS | 175.731 |
| Cross visits | 60.243 |
| Training DARD | 40.082 |
| Study tour | 33.843 |
| Awereness | 25.414 |
| Workshops | 48.790 |
| Policy | 19.202 |
| Briefings | 769 |
| Reviews | 3.316 |
| Video report | 10.133 |
| Analysis | 6.795 |
| Sharing les. | 13.695 |
| | <hr/> |
| | 654.769 |
| | <hr/> |
| 5 Local administration: | |
| ADDA administration | 7.489 |
| PanNature administrator | 3.246 |
| ADDA office rent | 17.644 |
| PanNature office rent | 6.967 |
| ADDA com | 7.020 |
| PanNature com | 658 |
| Motorcycles | 0 |
| Bank Fees, local documents etc. | 1.016 |
| Withdrawal | 4.325 |
| ADDA stationary | 5.488 |
| PanNature stationary | 0 |
| Local travels | 19.869 |
| Other fees | 0 |
| | <hr/> |
| | 73.722 |
| | <hr/> |
| 6 Project monitoring: | |
| International tickets | 23.081 |
| Man hours | 57.065 |
| Accomodation, food, transportation | 5.188 |
| Fees, allowances | 0 |
| Per diem | 0 |
| Other expenses | 1.524 |
| | <hr/> |
| | 86.858 |
| | <hr/> |
| 7 Project evaluation: | |
| International tickets | 10.925 |
| Accomodation | 0 |
| Salary | 48.000 |
| Per diem | 0 |
| Other expenses | 0 |
| | <hr/> |
| | 58.925 |
| | <hr/> |

Financial statement for July 1 to December 31, 2016

8 Information in Denmark

| | |
|---------------------|---------------|
| Campaign in Denmark | 24.409 |
| Man hours | 25.850 |
| Other expenses | 1.568 |
| | <u>51.827</u> |

9 Administration in Denmark:

| | |
|------------------------------|----------------|
| Accounting in Denmark | 11.063 |
| Audit in Vietnam | 13.812 |
| Auditing in Denmark | 7.500 |
| Administrationfee in Denmark | 105.270 |
| Other expenses | 0 |
| | <u>137.645</u> |

Total Expenses

1.609.124

| | |
|--------------------|------------------|
| Danida Grant | 2.098.152 |
| Total expenses | -1.609.124 |
| Transfer from 2015 | 870.844 |
| | <u>1.359.872</u> |

Accumulated interests
Account with Danida

4.681
1.364.553

COCIS - Empowerment of Civil Society in Oddar Meanchay, Cambodia

Financial statement for January 1 to December 31, 2016

| | |
|--|---------|
| 1 Investments: | |
| Bicycles | 0 |
| Motorcycles | 0 |
| Computers, printers, scanners ADDA | 0 |
| Computers, printers, scanners READA | 0 |
| Minor equipment and stationary | 22.906 |
| Other expenses | 0 |
| | <hr/> |
| | 22.906 |
| | <hr/> |
| 2 Expatriate assistance: | |
| Salary project coordinator | 84.485 |
| Pension | 0 |
| Social expenses, wage administration | 0 |
| Per diem | 3.220 |
| Travel expenses | -244 |
| Accommodation coordinator | 0 |
| Regional travel | 0 |
| Other expenses | 0 |
| | <hr/> |
| | 87.461 |
| | <hr/> |
| 3 Local employment: | |
| Salary project manager | 40.175 |
| Project coordinator (CPC) | 47.988 |
| Office guard, cleaner, driver | 74.679 |
| Accountants part time | 24.406 |
| Per diem | 6.832 |
| Insurance | 10.345 |
| Others | 0 |
| | <hr/> |
| | 204.425 |
| | <hr/> |
| 4 Activities: | |
| Training materials | |
| Training materials ADDA | 0 |
| Training materials READA | 0 |
| Fee for CP's-FFS, SHG development | |
| Fee for CP's-FFS, SHG development | 62.012 |
| Training of CP's | |
| Training of CP's | 15.624 |
| Legal rights - Capacity building | |
| Legal rights - Capacity building | 34.477 |
| Inputs for CDP | |
| Inputs for CDP | 31 |
| AC formation and development | |
| AC formation and development | 0 |

Financial statement for January 1 to December 31, 2016

| | |
|--|----------------|
| AC capacity building / training | |
| AC capacity building / training | 43.877 |
| Competitive grant boosting | |
| Competitive grant boosting | 0 |
| SHG capacity building | |
| SHG capacity building | 15.825 |
| Staff capacity building | |
| Staff capacity building | 6.728 |
| ADDA financial supervision | |
| ADDA financial supervision | 11.616 |
| ADDA DPC | |
| ADDA DPC | 73.011 |
| Project senior advisor/ subject | |
| Project senior advisor/ subject | 104.961 |
| Local facilitators | |
| Local facilitators | 301.911 |
| Specialist / expatriate support | |
| Specialist / expatriate support | 2.984 |
| | <u>673.057</u> |
| 5 Local administration: | |
| Office rent ADDA | 30.814 |
| Office rent READA | 7.232 |
| Stationary and office supplies | 18.143 |
| Local certification / audit | 15.524 |
| Communication, telephone etc. | 21.521 |
| Cars | 22.756 |
| Motorcycles | 23.226 |
| Insurance | 3.912 |
| Bank Fees, local documents etc. | 2.752 |
| Other fees | 0 |
| | <u>145.880</u> |
| 6 Information in Denmark: | |
| Man-hours | 0 |
| Information material | 0 |
| Information on Website | 0 |
| Other | 9.516 |
| | <u>9.516</u> |

Financial statement for January 1 to December 31, 2016

7 Project monitoring:

| | |
|------------------------------------|----------|
| International tickets | 0 |
| Accomodation, food, transportation | 0 |
| Fees, allowances | 0 |
| Per diem | 0 |
| Other expenses | 0 |
| | <u>0</u> |

8 Project evaluation:

| | |
|-----------------------|---------------|
| International tickets | 0 |
| Accomodation | 0 |
| Salary | 54.268 |
| Per diem | 0 |
| Other expenses | 0 |
| | <u>54.268</u> |

9 Administration in Denmark:

| | |
|------------------------------|----------------|
| Accounting in Denmark | 7.962 |
| Auditing in Denmark | 7.500 |
| Administrationfee in Denmark | 85.345 |
| Other expenses | 0 |
| | <u>100.807</u> |

Total Expenses

1.298.320

| | |
|--------------------|----------------|
| Danida Grant | 759.300 |
| Total expenses | -1.298.320 |
| Transfer from 2015 | 915.320 |
| | <u>376.300</u> |

| | |
|----------------------------|-----------------------|
| Accumulated interests | 18.955 |
| Account with Danida | <u>395.255</u> |

Legal assistance to Contract Farming

Financial statement for August 1 to December 31, 2016

| | | |
|----------|---|---------|
| 1 | Investments: | |
| | Computers | 15.113 |
| | Motorcycles | 24.800 |
| | Laptop | 0 |
| | Printers & equipment | 0 |
| | Other elect. Equipment & software | 3.252 |
| | Laboratory and field testing | 0 |
| | A/V equipment | 0 |
| | Litterature, subscriptions | 0 |
| | | <hr/> |
| | | 43.165 |
| | | <hr/> |
| 2 | Expatriate assistance: | |
| | Project counsellor | 0 |
| | Pensions | 0 |
| | Social expenses, wage administration etc. | 0 |
| | House rent and guard | 0 |
| | Insurance | 0 |
| | Language training | 0 |
| | Travel expenses DK | 0 |
| | Local travel | 0 |
| | Expriate advisor | 185.460 |
| | Salary porject coordinator | 0 |
| | Salary project manager | 0 |
| | Other expenses | 0 |
| | | <hr/> |
| | | 185.460 |
| | | <hr/> |
| 3 | Local employment: | |
| | Salary project manager | 0 |
| | Office assistant | 0 |
| | Marketing assistant | 0 |
| | Driver | 0 |
| | Other salaries | 0 |
| | Salary accountant | 0 |
| | Local consultants | 0 |
| | Project director | 34.097 |
| | Project manager | 34.082 |
| | Accountant | 25.768 |
| | Other | 0 |
| | | <hr/> |
| | | 93.947 |
| | | <hr/> |
| 4 | Activities: | |
| | Establishment farmer groups | 0 |
| | Training of local VNFU staff | 0 |
| | Consumer campaigns | 0 |
| | Fiels days and public seminars | 0 |
| | Market fairs | 0 |
| | Publications | 0 |
| | Development and hosting website | 0 |
| | Market surveys | 0 |

| | |
|---------------------------------------|------------------|
| National seminars and workshop | 0 |
| Baseline on socio-economic facilities | 0 |
| Baseline Surveys | 360 |
| Selection areas | 0 |
| Training of enumerators for | 0 |
| Legal dissemination | 540 |
| Legal knowledge | 41.093 |
| Mobile legal aid clinics | 358.631 |
| Training village heads | 329.137 |
| Deb and public handbooks | 24.242 |
| Legal consult at LCC | 76.688 |
| Support operations LCC's | 65.731 |
| Training rep. Agro-indus comp | 46.194 |
| Legal dissemination | 16.345 |
| Legal info for rep. Agro.indus | 34.505 |
| Collaboration with companies | 20.005 |
| Training courses | 47.088 |
| Study tours | 60.900 |
| Training courses | 20.773 |
| Conflict mediation | 42.822 |
| Media campiagns | 11.150 |
| Manhours danish | 45.727 |
| Other | 0 |
| | <u>1.241.931</u> |
| 5 Local administration: | |
| Administration | 39.784 |
| Office rent | 21.647 |
| Communications | 11.467 |
| Office costs | 9.204 |
| Vehericle maintenance | 0 |
| Local travel | 9.033 |
| Office rent | 0 |
| Audit in Vietnam | 13.656 |
| Bank fee | 1.234 |
| Withdrawal | 0 |
| Stationary | 11.563 |
| Other expenses | 0 |
| | <u>117.588</u> |
| 6 Projekt monitoring: | |
| Airfare | 7.223 |
| Travels | 0 |
| insurance | 0 |
| Food lodging etc. | 1.437 |
| Manhours | 81.125 |
| Publishing, printing etc. | 195 |
| | <u>89.980</u> |

| | | |
|-----------|-----------------------------------|-------------------------|
| 7 | Projekt evaluation : | |
| | Airfare | 0 |
| | Travels | 0 |
| | Insurance | 0 |
| | Food lodging etc. | 0 |
| | Fee's allowances | 0 |
| | Impact assesment | 0 |
| | Publishing, printing etc. | 0 |
| | | <u>0</u> |
| | | <u>0</u> |
| 8 | Information in Denmark: | |
| | Exhibitions | 0 |
| | Staff in Denmark | 0 |
| | Food, lodging, transportation | 0 |
| | Consultants | 0 |
| | Other | 1.828 |
| | | <u>1.828</u> |
| | | <u>1.828</u> |
| 9 | Auditing: | |
| | Auditing in Denmark | 3.750 |
| | Accounting in Denmark | 8.322 |
| | Other | 0 |
| | | <u>12.072</u> |
| | | <u>12.072</u> |
| 10 | Administration in Denmark: | |
| | Administrationfee in Denmark | 125.018 |
| | | <u>125.018</u> |
| | | <u>125.018</u> |
| | | <u>1.910.989</u> |
| | Total Expenses | |
| | Danida Grant | 1.476.340 |
| | Total expenses | -1.910.989 |
| | Transfer from 2015 | 1.384.038 |
| | | <u>949.389</u> |
| | | <u>949.389</u> |
| | Accumulated interests | 2.382 |
| | Account with Danida | <u>951.771</u> |
| | | <u>951.771</u> |

**Strengthening the Framework for Production and Marketing of Organic
Agricultural Products in Northern Vietnam**

Financial statement for April 1 to December 31, 2016

| | | |
|----------|---|----------------|
| 1 | Investments: | |
| | Computers | 15.111 |
| | Motorcycles | 0 |
| | Laptop | 0 |
| | Printers & equipment | 0 |
| | Office facilities | 21.721 |
| | Laboratory and field testing | 0 |
| | A/V equipment | 0 |
| | Litterature, subscriptions | 0 |
| | | <u>36.832</u> |
| 2 | Expatriate assistance: | |
| | International consultant | 127.000 |
| | Pensions | 0 |
| | Social expenses, wage administration etc. | 0 |
| | House rent and guard | 0 |
| | Insurance | 0 |
| | Language training | 0 |
| | Travel expenses DK | 0 |
| | Local travel | 0 |
| | Other expenses | 0 |
| | | <u>127.000</u> |
| 3 | Local employment / staff | |
| | VOAA project director | 15.593 |
| | VOAA accountant | 15.592 |
| | Marketing assistant | 0 |
| | Driver | 0 |
| | Other salaries | 0 |
| | Salary accountant | 0 |
| | Local consultants | 0 |
| | Project director | 0 |
| | Project manager | 0 |
| | Accountant | 0 |
| | Other | 0 |
| | | <u>31.185</u> |
| 4 | Activities: | |
| | Orientation | 25.717 |
| | Detailed field recon | 1.004 |
| | Selection | 2.100 |
| | Conduct of FFS | 594 |
| | Agreements | 4.232 |
| | Advocacy national | 4.283 |
| | VOAA technical staff | 33.843 |
| | Local travel | 2.025 |
| | Local administration | 33.112 |
| | Danish Manhours | 51.431 |
| | Other | 0 |
| | | <u>158.341</u> |

| | | |
|-----------|-----------------------------------|-----------------------|
| 5 | Local administration: | |
| | Office supplies VOAA | 5.026 |
| | Office rent VOAA | 8.732 |
| | Communications | 0 |
| | Office costs | 0 |
| | Vehicle maintenance | 0 |
| | Local travel | 0 |
| | Office rent | 0 |
| | Audit in Vietnam | 0 |
| | Bank fee | 222 |
| | Withdrawal | 0 |
| | Stationary | 0 |
| | Other expenses | 0 |
| | | <u>13.980</u> |
| | | |
| 6 | Projekt monitoring: | |
| | Airfare | 20.357 |
| | Travels | 0 |
| | Insurance | 0 |
| | Food, accommodation etc. | 5.794 |
| | Manhours | 17.925 |
| | Publishing, printing etc. | 0 |
| | | <u>44.076</u> |
| | | |
| 7 | Projekt evaluation : | |
| | Airfare | 0 |
| | Travels | 0 |
| | Insurance | 0 |
| | Food lodging etc. | 0 |
| | Fee's allowances | 0 |
| | Impact assesment | 0 |
| | Publishing, printing etc. | 1.828 |
| | | <u>1.828</u> |
| | | |
| 8 | Information in Denmark: | |
| | Exhibitions | 0 |
| | Staff in Denmark | 0 |
| | Food, lodging, transportation | 0 |
| | Consultants | 0 |
| | Other | 0 |
| | | <u>0</u> |
| | | |
| 9 | Auditing: | |
| | Auditing in Denmark | 0 |
| | Accounting in Denmark | 5.893 |
| | Other | 0 |
| | | <u>5.893</u> |
| | | |
| 10 | Administration in Denmark: | |
| | Administrationfee in Denmark | 29.339 |
| | | <u>29.339</u> |
| | | <u>448.474</u> |

Total Expenses

| | |
|--------------------|----------------|
| Danida Grant | 1.249.500 |
| Total expenses | -448.474 |
| Transfer from 2015 | 0 |
| | <u>801.026</u> |

| | |
|----------------------------|-----------------------|
| Accumulated interests | <u>475</u> |
| Account with Danida | <u>801.501</u> |